

## JASTI ATD Technical report No.5

### [ SID-II's Pelvis mold improvement and production ]

ATD should be repeatable and reproducible **as Measuring apparatus.**

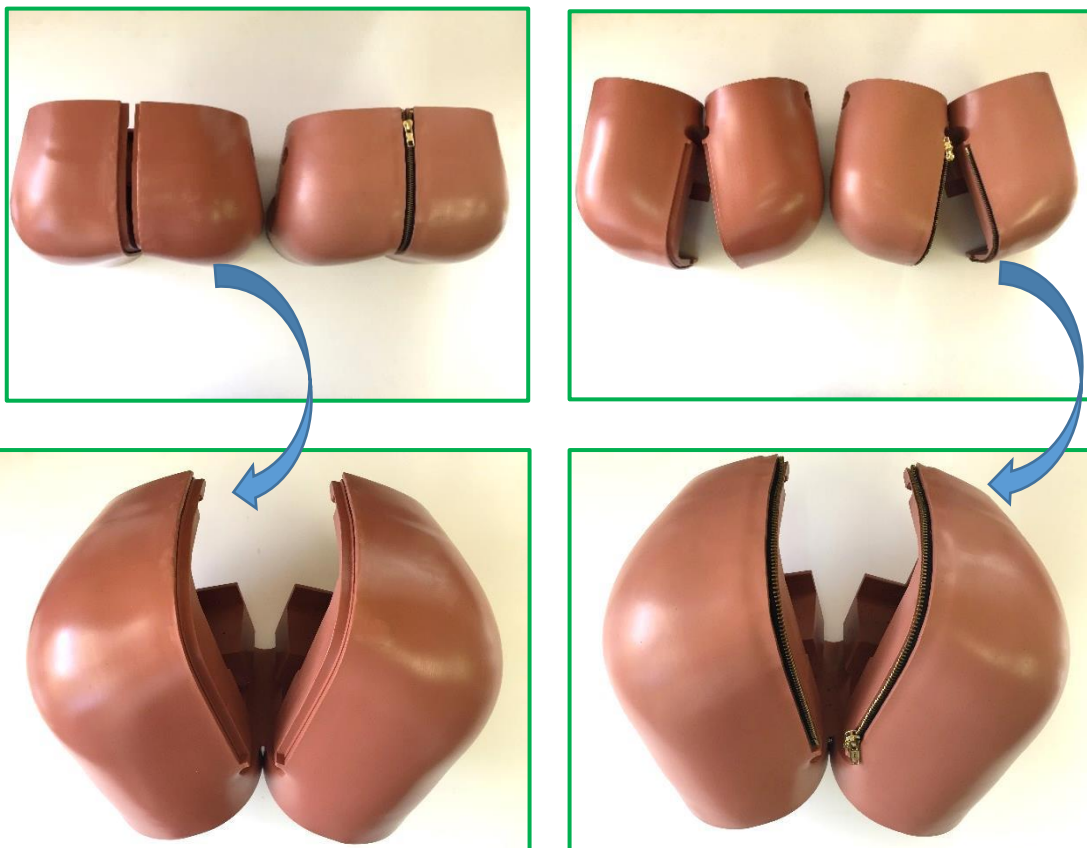
- **July 1 2008** NHTSA released new drawing package  
JASTI reviewed Pelvis design of 180-4343 Pelvis Flesh Molded

New design target is to eliminate any additional friction by outside zipper.  
Side impact dummy pelvis bottom / back should be free from any object.

Zipper and stop tapes should not be outside of Pelvis surface.

Zipper is located inside Pelvis Flesh mold.


#### 1. Pelvis Flesh without Zipper and with Zipper



Picture 1 :  
Mold without zipper


Picture 2 :  
Mold with Zipper

## 2. Detail structure of new Pelvis mold before Zipper installed

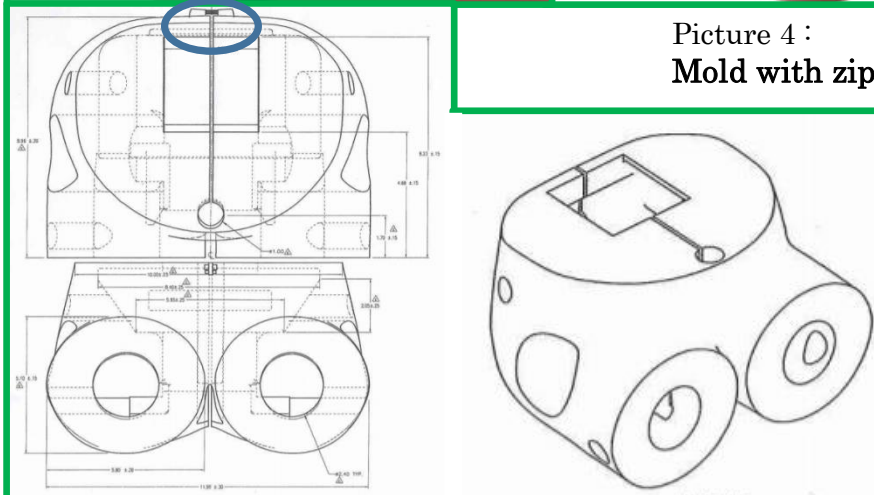


Picture 3 :  
Mold without zipper

## 3. Pelvis with Zipper installed



Picture 4 :  
Mold with zipper



Any question and/or request to [info@jasti.co.jp](mailto:info@jasti.co.jp)

URL <http://www.jasti.co.jp/product/dummy.html>

**Thank you for your attention!!!**